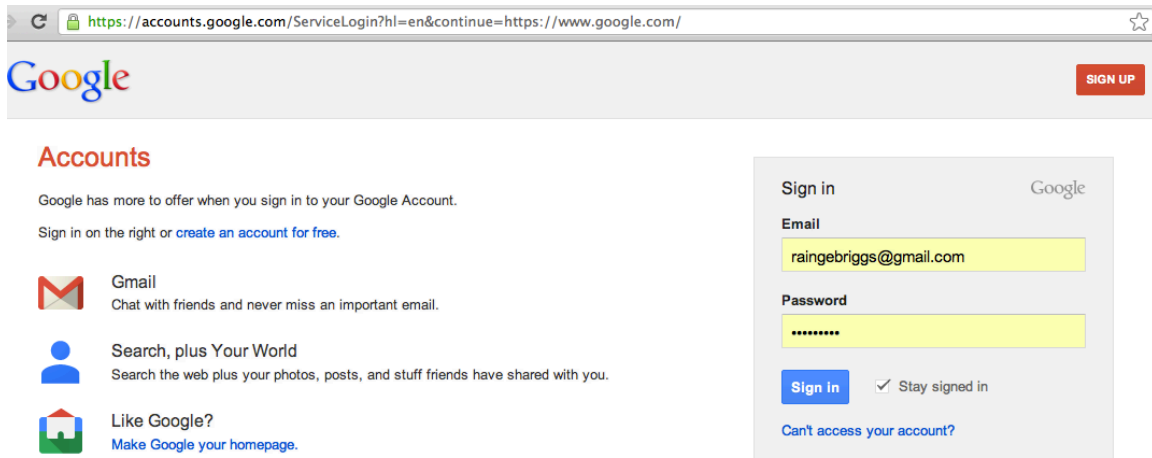


## Task Card: Mapping My Location #1

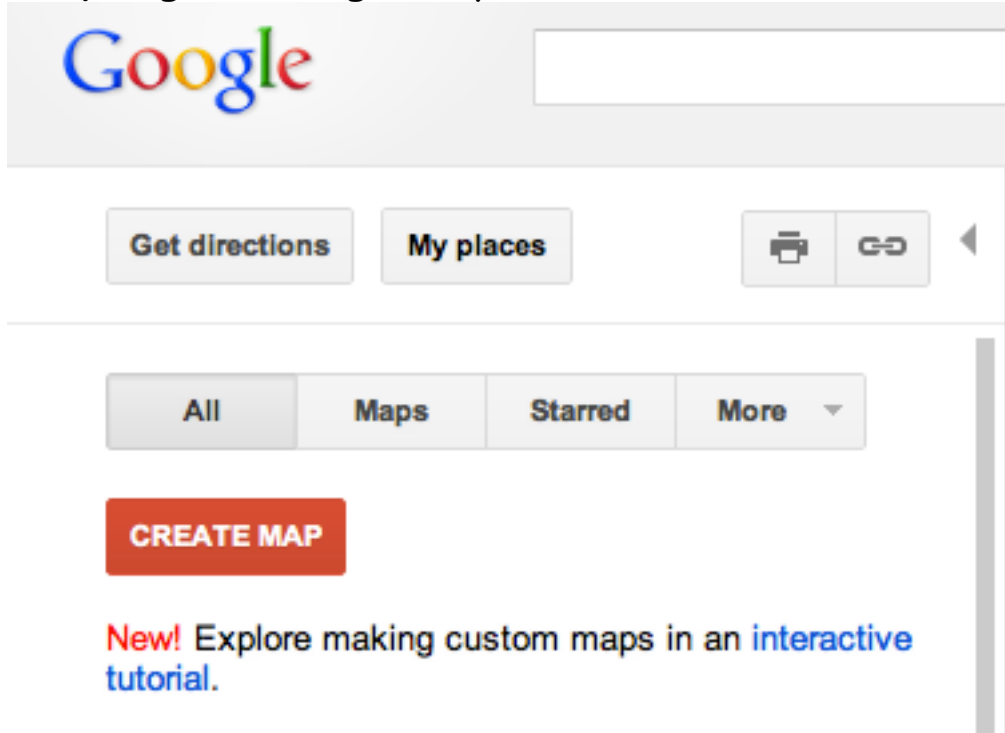
**Objective:** Create a map that identifies at least 5 locations that are significant in your life.

**Step 1** Create a Google account so that you could save your Google map.



The screenshot shows the Google Accounts sign-in page. At the top, there is a browser address bar with the URL <https://accounts.google.com/ServiceLogin?hl=en&continue=https://www.google.com/>. Below the address bar is the Google logo and a red "SIGN UP" button. The main content area is titled "Accounts" and includes the text: "Google has more to offer when you sign in to your Google Account. Sign in on the right or [create an account for free](#)." There are three service icons: Gmail (with the text "Chat with friends and never miss an important email."), Search, plus Your World (with the text "Search the web plus your photos, posts, and stuff friends have shared with you."), and Like Google? (with the text "Make Google your homepage."). On the right side, there is a "Sign in" form with fields for "Email" (containing "raingebriggs@gmail.com") and "Password" (containing "\*\*\*\*\*"). Below the password field are "Sign in" and "Stay signed in" buttons, and a link for "Can't access your account?".

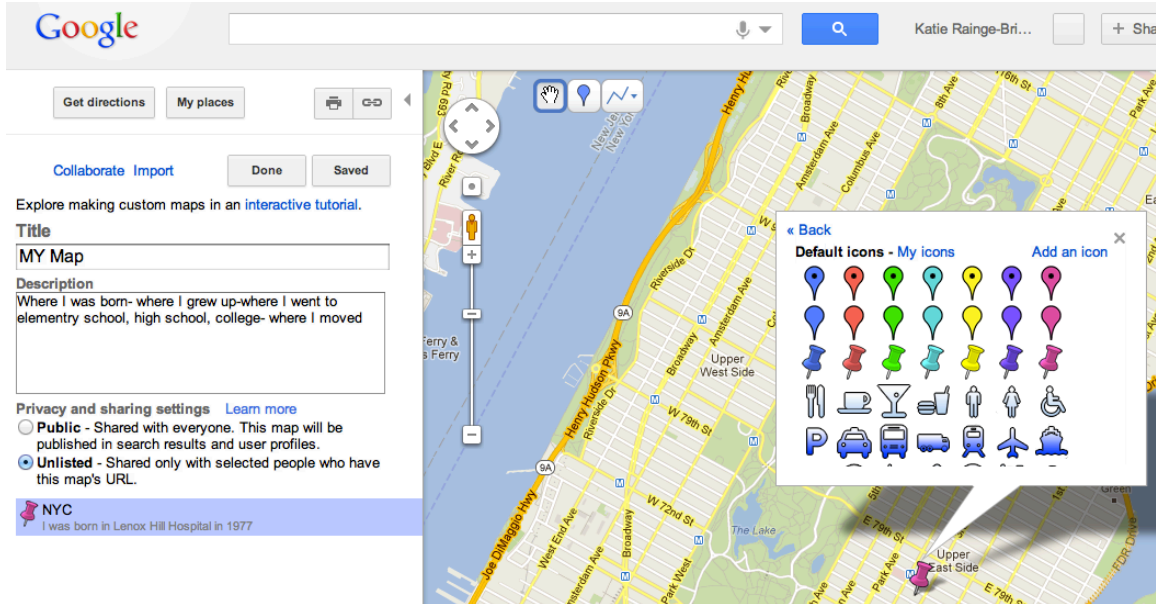
**Step 2** go to Google maps and click on to CREATE MAP



The screenshot shows the Google Maps interface. At the top, there is the Google logo and a search bar. Below the search bar are buttons for "Get directions" and "My places", along with icons for printing and sharing. A navigation menu is visible with buttons for "All", "Maps", "Starred", and "More". A prominent red button labeled "CREATE MAP" is displayed. Below this button, there is a promotional message: "New! Explore making custom maps in an [interactive tutorial](#)."

## Task Card: Mapping My Location #1

**Step 3** When creating your map, mark each location with a distinctive icon or an icon that is different for each location.



**STEP 4 SAVE YOUR MAP AFTER YOU CREATE EACH ICON, just to be safe. Your map must:**

### Task Evaluation Criteria:

- Map has at least 5 clearly marked locations
- At least 5 icons or symbols
- Each icon's description clearly expresses the significance of each location
- Map uses symbols and or icons
- Map makes use of color
- Map is uploaded/ turned in on edmodo.

**Total points**

**24pts**