

Social Studies Lesson Plan

Date: 2/16/12

Unit of Study: People Who Make a Difference



Big Idea: Power and Change

Teaching Point: There are different lenses we can use to look our world.
(social justice icons)

Common Core Standards Addressed:

- S&L 1.1 and 2.1 Participate in collaborative conversations with diverse partners about Grade Level topics and texts with peers and adults in small and larger groups, b. Build on others' talk in conversations by responding to the comments of others through multiple exchanges, c. ask questions to clear up any confusion about the topics and texts under discussion.
- Reading 1.3 and 2.3 Describe characters, setting and major events using details from the text and how they change due to major events.
- Reading 1.9 and 2.9 Compare and contrast stories, characters and events.

Lessons that led to this lesson include:

On People Who Make a Difference: Discussion of students as learners and scholars, scholarly icons, Cool Tools lessons, discussions of The Wright Brothers, Martin Luther King Jr. and Pablo Picasso.

Read Alouds: *Let's Fly Wilbur and Orville*, Martin Luther King Jr. books, Picasso books
Introduction to Key Words: Change, Power and Unique

On Stop and Jots: *Big Al*, *Sam and the Lucky Money*, *The Miraculous Journey of Edward Tulane*

Teaching Method:

- think aloud/read aloud/modeling
- guided practice/stop and jot
- Inquiry
- explain and give examples

Materials Needed: *The Other Side* by Jacqueline Woodson, Stop and Jot form, samples of Social Justice Lenses: glasses, camera, microscope and mirror

Workshop Lesson Format

Connection:

We have been doing a lot of talking about characters in books and thinking about interesting people like Pablo Picasso or Allen Say. We have talked about the choices they make and how they impact our world. We have also been practicing looking at our learning with multiple perspectives, thinking like scientists, authors, poets, mathematician and historians.

Teach:

Today I want you to introduce to different ways we can look at our world. Model four icons to show different social justice lenses. Glasses=Multiple Perspectives, Microscope=Critical Thinking and Seeing Details, Mirror=Personal Reflection and Connection, Camera=Framing things in historical context. While I read this book to you, I want you to see if you can try looking at this book using these different lenses.

Active Involvement:

Independent Practice/Inquiry Group Work/Research/Stop and Jot
Today while you are listening to The Other Side I will stop and ask you to focus on a question that will help you look at the story in a different way. Write, draw or label your responses to my questions.

Mid Point:

- _____ share interesting questions, observations/provoke more thinking
- _____ review TP
- _____ focus on group work/dynamics
- _____ link

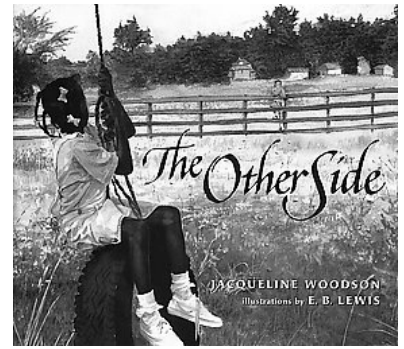
Closure:





Sit on the rug on the perimeter. Have a conversation about the book. Share perspectives of the different characters, critical thinking about what the details of the story signify, personal reflections and connections, and give it a historical context.

Name: _____

Date: ____/____/____

Stop and Jot
The Other Side
By Jacqueline Woodson



<p>1 </p>	<p>2 </p>
<p>3 </p>	<p>4 </p>